

Graham County

Region A Opioid Abatement Needs Assessment



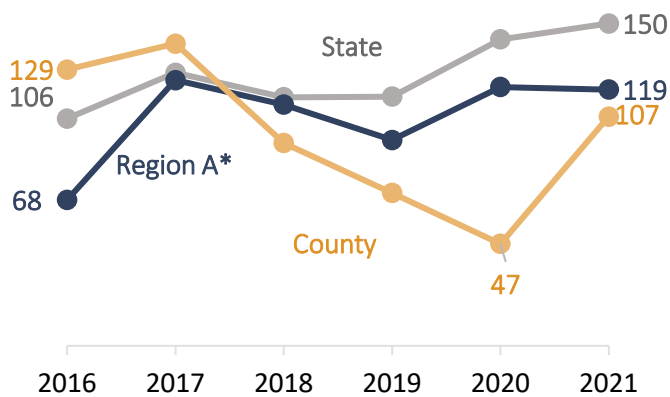
Graham County is a rural community with a total population of 8,501 in 2020.¹ Between 2017-2021, the **median household income** in the county was roughly \$18,000 less than the state's median (\$41,977 vs \$60,516). In 2020, the **median age** in the county was greater than in the state (46 years vs 39 years).

This page highlights indicators specific to opioids and opioid use disorder (OUD).



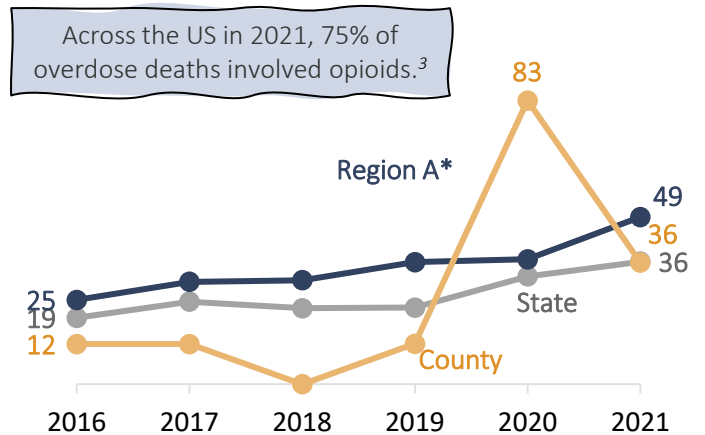
Overdose ED Visits

Rate of emergency department visits with a drug overdose diagnosis, per 100,000 residents (Crude)²



Overdose Deaths

Rate of unintentional overdose deaths due to any drug, per 100,000 residents (Crude)²

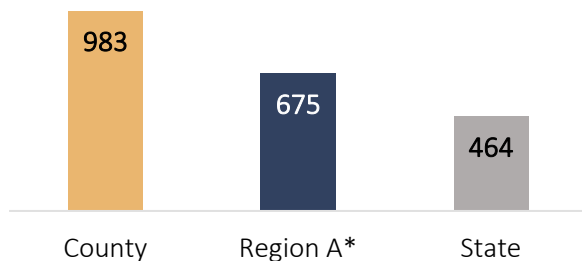


The rate of overdose ED visits has trended lower since 2018 in Graham County than in the region and state. The rate of unintentional OD deaths similarly trends lower than in Region A*, with the exception of a spike in 2020.



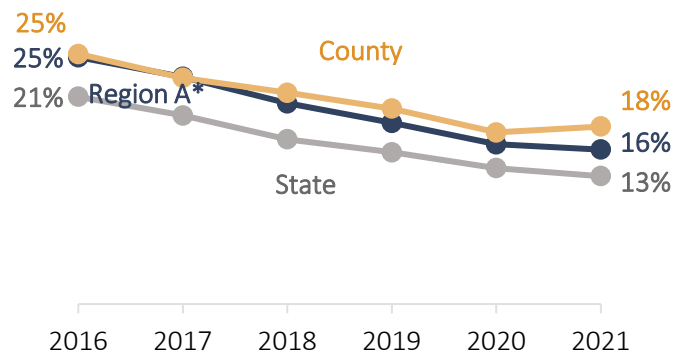
Access to OUD Care

Rate of individuals[†] served by treatment programs for Opioid Use Disorder, per 100,000 residents (Crude, 2021)²



Opioid Prescriptions

Percentage of residents receiving dispensed opioid pills²



In 2021, the rate of individuals served by treatment programs for OUD was greater in Graham County than in the region and state. Graham County had a nearly identical percentage of residents receiving opioid pills as Region A* overall, with a slight increase in 2021.

* Region A figures are estimates extrapolated from county-level counts, rates, and/or percentages.

† Among Medicaid beneficiaries and those who are uninsured.

Sources: ¹Census; ²NCCDHS Opioid Action Plan Dashboard; ³CDC

Graham County

Region A Opioid Abatement Needs Assessment

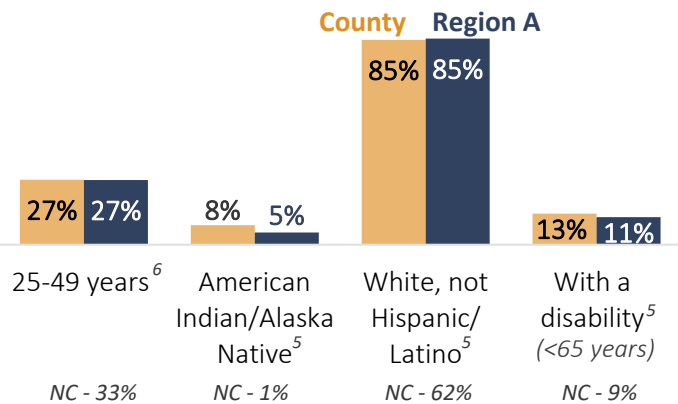


i This page highlights sociodemographic and socioeconomic characteristics associated with higher risk of unfavorable opioid-related outcomes, as well as indicators related to mental health.

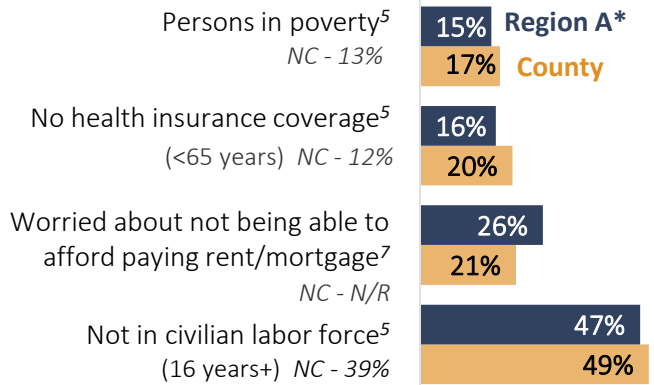
Sociodemographic Risk Factors

100% of Graham County residents live in a **rural area** (77% in Region A, 34% in NC).⁴

1 in 2 Graham County residents are **male** (same in Region A and NC).⁵



Socioeconomic Risk Factors

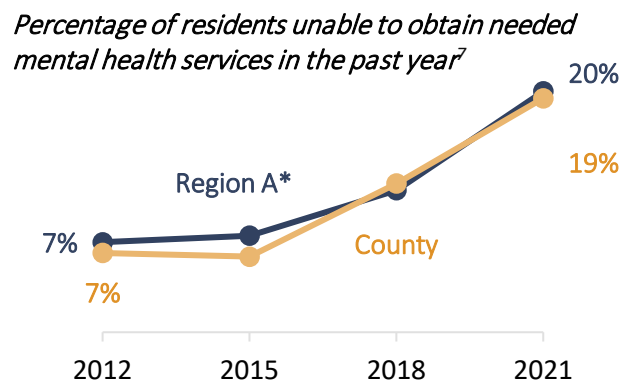


There are **42 senior adults per 100 working-age people** in Graham County (46 per 100 in Region A*; 26 per 100 in NC).⁶ The large older population is a **driver of lower labor force participation** and likely **increases household financial stress**. It may also **increase the supply of prescription opioid pills** in the county due to the higher prevalence of chronic pain issues among older adults.

Mental Health

71% of Graham County residents **always** or **usually** received needed social/emotional support (72% in Region A*, N/R for NC).⁷

22% of Graham County residents reported **8+ days of poor mental health in past month** (23% in Region A*, N/R for NC).⁷



While most Graham County residents typically **received needed social/emotional support**, about 3 in 10 residents did not, and about 1 in 5 experienced a high number of poor mental health days. In addition, the percentage of county residents who **were unable to obtain needed mental health services** in the past year has been rising. **This highlights the need for an increase in various types of support.**

* Region A figures are estimates extrapolated from county population data and county rates/percentages. Sources: ⁴Census (2020); ⁵Census (2017-2021); ⁶Census (2016-2020); ⁷WNC Health Network (2021)